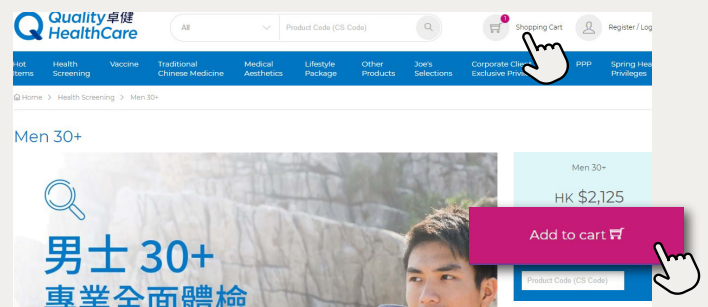
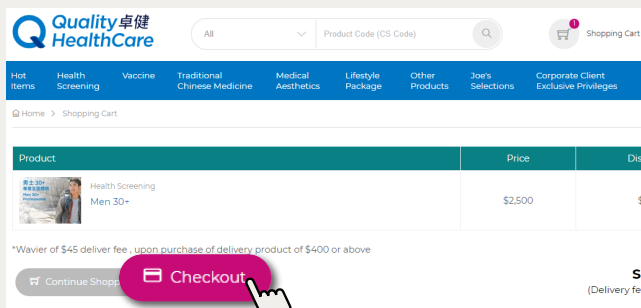


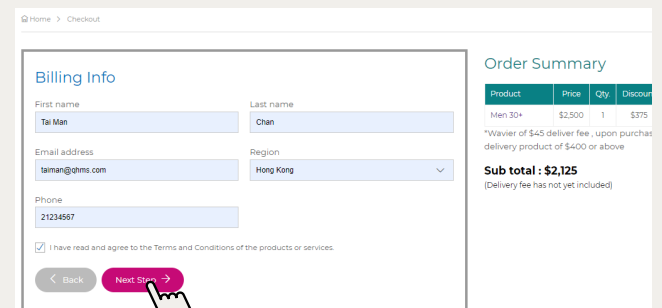
**1** Click the “Corporate Client Privilege” category and enter the designated Corporate Client Privilege Code to discover exclusive privileges.



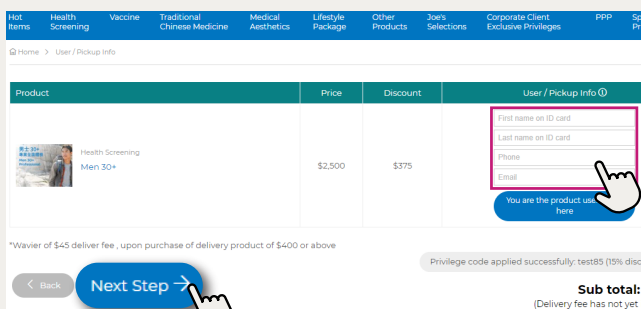
**2** After selecting a plan or product, click “Add to Cart”. Then click “Shopping Cart” at the top right after completing selection.



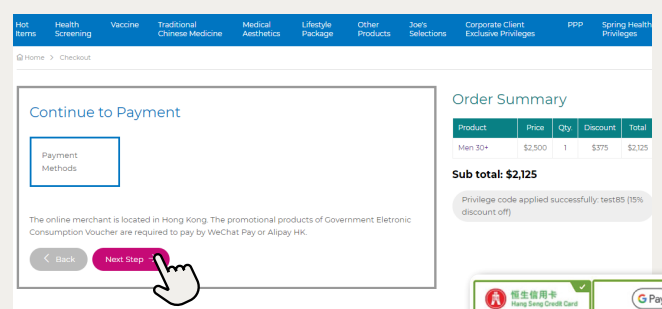
**3** The page will automatically jump to the checkout page. Click “Checkout” at the bottom left to proceed with the checkout process.



**4** Enter the billing information and click “Next” to proceed.



**5** Enter user information and click “Next” to enter the payment page.



**6** Please select the payment method and click “Next” to enter the payment information.



After completing the checkout, the order confirmation letter and a receipt will be automatically sent to the email address you provided. The customer service specialist will call you within 5 working days to make an appointment.

**Convenient**

**Speedy**

**Digitalised**

[shop.qhms.com](http://shop.qhms.com)

[www.qhms.com](http://www.qhms.com)

卓健醫療 Quality HealthCare



Scan & Book



Scan & Book appointment via QHMS mobile app